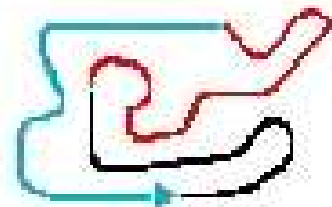




Chp. Ile de France  
Le Mans 25-26 Avril 2015



**X30**

**Chp.IDF X30**  
**Manche 2 (M2)**  
**Résultats**

**Document 9.1 OFFICIEL**

Sous réserve du contrôle technique ou d'incidents d'ordre sportif

Cl	N°	Classe	Pilote	Club	Chassis	Meilleur S1	Meilleur S2	Meilleur S3	Meilleur tour	Interv.	Ecart
1	3	Sen	DEMARQUE Jérémy	Bretigny	Kosmic	19.065	26.536	20.918	1:06.732		
2	1	Sen	HIPP Morgan	Rosny 93	Tony	19.127	26.306	20.807	1:06.464	1.077	1.077
3	40		GENDRY Vincent			19.378	26.517	20.990	1:06.998	0.555	1.632
4	34	Sen	LANGLOIS Maximilien	Bretigny	Tony	19.338	26.661	20.878	1:07.004	1.644	3.276
5	12	Sen	ANCHER Brian	Bretigny	Kosmic	19.388	26.728	20.917	1:07.301	2.191	5.467
6	36	Sen	BANDRABUR Anthony	Bretigny	Tony	19.479	27.216	20.874	1:07.698	1.488	6.955
7	16	MTR	TUTIN Philippe	Mantes	Apha	19.516	27.327	21.265	1:08.290	2.262	9.217
8	41		DAUMARD Dimitri			19.656	27.073	21.198	1:08.053	2.011	11.228
9	38		NORDET Richard			19.604	27.039	21.106	1:07.799	0.259	11.487
10	8	Sen	MARKIEWICZ Nicolas	Kartland	Praga	19.909	27.216	21.402	1:08.743	2.179	13.666
11	78	MTR	COLLIGNON Guy	Bretigny	Kosmic	19.561	27.209	21.371	1:08.621	0.178	13.844
12	20	MTR	HANEQUAND Jeremy	Bretigny	Kosmic	19.726	27.095	21.417	1:08.622	0.993	14.837
13	10	MTR	VALMORI Romain	Sens-Paris		19.783	27.342	21.281	1:08.836	0.297	15.134
14	18	MTR	COMBES Nicolas	Sens-Paris	Tony	19.946	27.567	21.468	1:09.132	1.282	16.416
15	13		BURNOUF Maurice			19.907	27.512	21.411	1:08.911	0.218	16.634
16	9	MTR	POUQUET Jean Philippe	Angerville	Kosmic	19.843	27.235	21.259	1:08.675	0.313	16.947
17	25	MTR	AUGER Christophe	Sens-Paris	Tony	19.803	27.346	21.330	1:08.479	1.058	18.005
18	14	Sen	DELEPINE Thomas	Bretigny	Tony	19.976	27.198	21.186	1:08.494	0.148	18.153
19	22	Sen	CHAUSSY Thimothe	Sens-Paris	Kosmic	19.658	27.212	21.351	1:08.463	2.088	20.241
20	7	MTR	BENOIT Jean Pierre	Angerville	Tony	20.246	28.032	21.743	1:10.046	8.932	29.173
21	11	MTR	CALMETTES Giuliano	Sens-Paris	Apha	20.406	27.995	21.735	1:10.161	4.518	33.691
22	5	MTR	DUNEME Philippe	Angerville	Tony	20.947	28.634	22.195	1:11.869	5.579	39.270
23	15	Sen	BOITE Romain	Bretigny	C.R.G.	20.472	28.514	22.357	1:11.721	28.551	1:07.821
24	2	Sen	VENET Francois Xavier	Bretigny	Kosmic	19.556	26.567	20.823	1:07.268	1 Tour	1 Tour
25	24	Sen	BARRET Thibault	Rosny 93	Zanardi	19.522	27.744	21.357	1:08.623	2 Tours	3 Tours
26	19	Sen	FERNANDO Leandre	Sens-Paris	Praga	22.470	31.332	22.060	1:15.862	2 Tours	5 Tours
27	21	Sen	BENOIT Kevin	Bretigny	Birel					1 Tour	6 Tours
28	6	MTR	DELEPINE Thierry	Bretigny	Kosmic					0.000	6 Tours

N°24 BARRET Thibault : Avertissement pour défaut de maîtrise (Art. 19 du RSN 2015)

Tête de course : N°3 DEMARQUE Jérémy (1-6)

Départ : 26/04 - 09:11:15

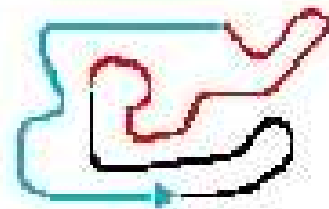
Meilleur tour : N°1 HIPP Morgan 1:06.464

Météo : Nuageux Air : 12°C Piste : Mouillée

Record de l'épreuve : N°3 DEMARQUE Jérémy 53.861



# Chp. Ile de France Le Mans 25-26 Avril 2015

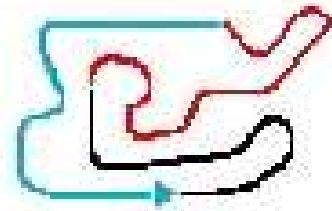


## X30

### Chp.IDF X30 Manche 2 (M2) Tableau des tours

Pour information, sans valeur officielle

	1	2	3	4	5	6	7	8	9	10	11	12	13	14	15	16	17	18	19	20	21	22	23	24	25	26	27	28
<b>Grille</b>	3	2	12	1	34	40	8	36	38	20	78	16	41	18	22	19	10	14	11	<del>24</del>	13	9	25	7	5	15	<del>8</del>	24
<b>Départ</b>	3	2	12	1	34	40	8	36	38	20	78	16	41	18	22	10	13	11	14	25	19	9	5	7	24	15		
<b>Tour 1 Intervalle</b>	3	40 0.3	2 0.3	12 0.4	34 0.7	1 0.1	36 0.3	16 0.3	8 0.8	38 0.2	41 0.5	78 0.3	20 0.0	10 0.2	18 0.3	13 0.7	22 0.4	25 1.0	14 0.3	9 0.1	15 1.1	<del>24</del> 0.0	24 0.3	7 1.4	5 0.2	11 3.8		
<b>Tour 2</b>	3	40 0.3	2 0.5	34 1.3	1 0.3	12 0.1	36 0.3	16 1.0	8 0.8	41 0.6	78 0.2	38 0.4	20 0.5	10 0.1	18 0.6	13 0.6	25 1.4	9 0.6	14 0.4	24 2.3	22 1.0	7 1.8	5 1.0	11 2.8	15 28.7			
<b>Tour 3</b>	3	40 0.2	2 0.2	1 1.4	34 0.7	36 0.5	12 0.2	16 1.3	41 2.8	8 0.2	38 0.2	78 0.0	10 0.3	20 0.4	18 0.5	13 0.6	25 1.3	9 0.1	14 0.6	<del>24</del> 1.8	22 1.1	7 3.9	5 3.0	11 0.5	15 29.8			
<b>Tour 4</b>	3	40 0.4	2 0.5	1 0.2	34 1.5	36 0.9	12 0.7	16 1.4	41 2.7	8 0.6	38 0.1	78 0.3	10 0.5	20 0.2	18 0.7	13 0.7	25 0.5	9 0.3	14 1.1	22 2.4	7 5.8	11 4.2	5 2.1	15 28.5				
<b>Tour 5</b>	3	40 0.4	1 0.3	<del>2</del> 0.7	34 1.4	12 1.8	36 0.2	16 2.3	41 2.4	38 0.5	8 1.0	78 0.3	20 1.1	10 0.0	18 0.6	13 0.4	9 0.8	25 0.1	14 0.6	22 2.4	7 7.6	11 4.4	5 3.8	15 28.6				
<b>Tour 6</b>	3	1 1.0	40 0.5	34 1.6	12 2.1	36 1.4	16 2.2	41 2.0	38 0.2	8 2.1	78 0.1	20 0.9	10 0.2	18 1.2	13 0.2	9 0.3	25 1.0	14 0.1	22 2.0	7 8.9	11 4.5	5 5.5	15 28.5					

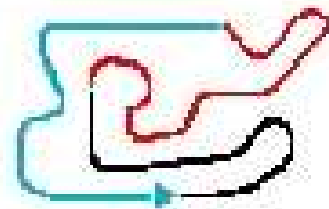


# X30

## Chp.IDF X30 Manche 2 (M2) Analyse des tours

Pour information, sans valeur officielle

Tours	Secteur 1	Secteur 2	Secteur 3	mps au tour	Tours	Secteur 1	Secteur 2	Secteur 3	mps au tour	Tours	Secteur 1	Secteur 2	Secteur 3	mps au tour
<b>N°1 HIPPI Morgan</b>					<b>N°10 VALMORI Romain</b>					<b>N°16 TUTIN Philippe</b>				
1	21.103	27.911	21.507	1:10.521	5	19.843	27.516	21.454	1:08.813	1	21.018	28.222	21.385	1:10.625
2	19.399	27.564	21.097	1:08.060	6	20.070	27.235	21.373	1:08.678	2	19.816	27.724	21.354	1:08.894
3	19.411	26.755	20.807	1:06.973	1	21.317	29.203	21.699	1:12.219	3	19.516	27.504	21.295	1:08.315
4	19.127	26.410	20.927	1:06.464	2	20.103	27.679	21.616	1:09.398	4	19.605	27.357	21.328	1:08.290
5	19.416	26.306	20.854	1:06.576	3	20.029	27.525	21.565	1:09.119	5	19.777	27.327	21.302	1:08.406
6	19.341	26.756	20.864	1:06.961	4	20.023	27.547	21.531	1:09.101	6	19.927	27.359	21.265	1:08.551
<b>N°2 VENET Francois Xavier</b>					<b>N°11 CALMETTES Giuliano</b>					<b>N°18 COMBES Nicolas</b>				
1	20.267	27.903	21.159	1:09.329	1	22.243	29.104	30.891	1:22.238	1	21.436	29.335	22.184	1:12.955
2	19.556	27.176	20.932	1:07.664	2	21.259	28.788	22.058	1:12.105	2	20.182	27.939	21.635	1:09.756
3	19.576	26.567	21.125	1:07.268	3	20.454	28.249	21.888	1:10.591	3	20.099	27.845	21.468	1:09.412
4	19.792	26.743	21.122	1:07.657	4	21.340	27.995	21.866	1:11.201	4	20.050	27.567	21.515	1:09.132
5	19.761	26.937	20.823	1:07.521	5	20.406	28.071	21.825	1:10.302	5	19.947	27.759	21.521	1:09.227
<b>N°3 DEMARQUE Jérémy</b>					<b>N°12 ANCHER Brian</b>					<b>N°19 FERNANDO Leandre</b>				
1	20.233	27.266	21.207	1:08.706	1	20.855	27.643	21.249	1:09.747	1	22.470	31.332	22.060	1:15.862
2	19.411	26.704	21.307	1:07.422	2	19.597	27.982	21.483	1:09.062	2	19.726	27.830	21.985	1:09.541
3	19.433	27.016	21.209	1:07.658	3	19.601	27.625	21.093	1:08.319	3	20.436	27.701	21.569	1:09.706
4	19.409	26.787	20.918	1:07.114	4	19.634	27.127	21.441	1:08.202	4	20.007	27.428	21.417	1:08.852
5	19.213	26.697	21.086	1:06.996	5	19.388	26.996	20.917	1:07.301	5	19.892	27.691	21.661	1:09.244
6	19.065	26.536	21.131	1:06.732	6	19.496	26.728	21.159	1:07.383	6	20.015	27.095	21.512	1:08.622
<b>N°5 DUNEME Philippe</b>					<b>N°13 BURNOUF Maurice</b>					<b>N°20 HANEQUAND Jeremy</b>				
1	22.931	31.279	23.583	1:17.793	1	21.516	29.134	22.465	1:13.115	1	21.445	29.090	22.487	1:13.022
2	21.192	29.604	22.291	1:13.087	2	20.127	27.525	22.038	1:09.690	2	19.726	27.830	21.985	1:09.541
3	20.973	29.358	22.558	1:12.889	3	20.152	27.794	21.492	1:09.438	3	20.436	27.701	21.569	1:09.706
4	22.461	29.006	22.378	1:13.845	4	20.012	27.512	21.676	1:09.200	4	20.007	27.428	21.417	1:08.852
5	21.131	28.634	22.304	1:12.069	5	19.907	27.593	21.411	1:08.911	5	19.892	27.691	21.661	1:09.244
6	20.947	28.727	22.195	1:11.869	6	19.918	27.661	21.620	1:09.199	6	20.015	27.095	21.512	1:08.622
<b>N°7 BENOIT Jean Pierre</b>					<b>N°14 DELEPINE Thomas</b>					<b>N°22 CHAUSSY Thimothe</b>				
1	22.861	31.145	23.103	1:17.109	1	22.284	29.338	23.132	1:14.754	1	22.062	28.932	22.786	1:13.780
2	21.121	29.168	21.967	1:12.256	2	20.534	27.866	21.898	1:10.298	2	25.346	27.852	21.831	1:15.029
3	20.269	28.473	22.184	1:10.926	3	20.223	27.614	21.265	1:09.102	3	19.730	27.508	21.505	1:08.743
4	20.434	28.056	22.026	1:10.516	4	19.976	27.538	21.652	1:09.166	4	19.658	27.467	21.478	1:08.603
5	20.246	28.122	21.813	1:10.181	5	20.110	27.198	21.186	1:08.494	5	19.900	27.212	21.351	1:08.463
6	20.271	28.032	21.743	1:10.046	6	19.986	27.638	21.437	1:09.061	6	19.826	27.433	21.472	1:08.731
<b>N°8 MARKIEWICZ Nicolas</b>					<b>N°15 BOITE Romain</b>					<b>N°24 BARRET Thibault</b>				
1	21.264	28.793	21.946	1:12.003	1	21.942	30.460	22.395	1:14.797	1	22.025	31.311	22.170	1:15.506
2	19.909	27.416	21.553	1:08.878	2	20.988	1:03.487	22.357	1:46.832	2	20.663	28.619	21.623	1:10.905
3	20.312	28.420	21.760	1:10.492	3	20.546	28.646	22.538	1:11.730	3	19.522	27.744	21.357	1:08.623
4	19.990	27.216	21.537	1:08.743	4	20.759	28.748	22.484	1:11.991	4	19.658	27.467	21.478	1:08.603
5	20.268	27.327	21.402	1:08.997	5	20.472	29.203	22.532	1:12.207	5	19.900	27.212	21.351	1:08.463
6	19.915	27.293	21.724	1:08.932	6	20.663	28.514	22.544	1:11.721	6	19.826	27.433	21.472	1:08.731
<b>N°9 POUQUET Jean Philippe</b>					<b>N°25 AUGER Christophe</b>					<b>N°34 LANGLOIS Maximilien</b>				
1	22.075	29.557	22.847	1:14.479	1	22.064	29.248	22.938	1:14.250	1	21.130	27.699	21.542	1:10.371
2	20.718	27.683	21.337	1:09.738	2	20.267	27.817	21.511	1:09.595	2	19.338	26.994	21.489	1:07.821
3	19.919	27.571	21.377	1:08.867	3	20.030	27.615	21.676	1:09.321	3	19.543	27.372	21.117	1:08.032
4	19.866	27.550	21.259	1:08.675	4	19.803	27.346	21.330	1:08.479					



**X30**

**Chp.IDF X30**  
**Manche 2 (M2)**  
**Analyse des tours**

Pour information, sans valeur officielle

Tours	Secteur 1	Secteur 2	Secteur 3	emps au tour
4	19.440	<b>26.746</b>	21.119	<b>1:07.305</b>
5	19.644	<b>26.664</b>	<b>20.878</b>	<b>1:07.186</b>
6	19.401	<b>26.661</b>	20.942	<b>1:07.004</b>

**N°36 BANDRABUR Anthony**

1	<b>20.800</b>	<b>28.524</b>	<b>21.348</b>	<b>1:10.672</b>
2	<b>19.710</b>	<b>27.219</b>	<b>21.258</b>	<b>1:08.187</b>
3	<b>19.479</b>	<b>27.216</b>	<b>21.081</b>	<b>1:07.776</b>
4	19.554	27.270	<b>20.874</b>	<b>1:07.698</b>
5	19.719	27.254	21.281	1:08.254
6	19.920	27.432	21.275	1:08.627

**N°38 NORDET Richard**

1	<b>21.661</b>	<b>28.689</b>	<b>21.741</b>	<b>1:12.091</b>
2	<b>20.072</b>	<b>28.605</b>	<b>21.344</b>	<b>1:10.021</b>
3	<b>19.956</b>	<b>27.806</b>	21.544	<b>1:09.306</b>
4	20.174	<b>27.106</b>	21.383	<b>1:08.663</b>
5	<b>19.604</b>	<b>27.102</b>	<b>21.111</b>	<b>1:07.817</b>
6	19.654	<b>27.039</b>	<b>21.106</b>	<b>1:07.799</b>

**N°40 GENDRY Vincent**

1	<b>20.265</b>	<b>27.372</b>	<b>21.191</b>	<b>1:08.828</b>
2	<b>19.462</b>	<b>26.668</b>	21.293	<b>1:07.423</b>
3	<b>19.378</b>	26.902	21.341	1:07.621
4	19.503	<b>26.576</b>	21.230	<b>1:07.309</b>
5	19.491	<b>26.517</b>	<b>20.990</b>	<b>1:06.998</b>
6	19.621	27.174	21.083	1:07.878

**N°41 DAUMARD Dimitri**

1	<b>21.466</b>	<b>28.766</b>	<b>21.935</b>	<b>1:12.167</b>
2	<b>19.656</b>	<b>27.563</b>	<b>21.513</b>	<b>1:08.732</b>
3	19.799	28.374	<b>21.432</b>	1:09.605
4	19.672	<b>27.291</b>	<b>21.310</b>	<b>1:08.273</b>
5	19.780	<b>27.073</b>	<b>21.200</b>	<b>1:08.053</b>
6	19.710	27.215	<b>21.198</b>	1:08.123

**N°78 COLLIGNON Guy**

1	<b>21.598</b>	<b>28.953</b>	<b>22.158</b>	<b>1:12.709</b>
2	<b>19.561</b>	<b>27.547</b>	<b>21.513</b>	<b>1:08.621</b>
3	19.769	28.324	21.773	1:09.866
4	19.907	27.556	<b>21.426</b>	1:08.889
5	19.973	27.563	<b>21.371</b>	1:08.907
6	19.891	<b>27.209</b>	21.642	1:08.742



Chp.Île de France  
Le Mans 25-26 Avril 2015



Chp.IDF X30

Document 7

**X30**

Manche 2 (M2)

Grille de départ

Sous réserve du contrôle technique ou d'incidents d'ordre sportif

24	BARRET Thibault	14	6	DELEPINE Thierry
15	BOITE Romain	13	5	DUNEME Philippe
7	BENOIT Jean Pierre	12	25	AUGER Christophe
9	POUQUET Jean Philippe	11	13	BURNOUF Maurice
21	BENOIT Kevin	10	11	CALMETTES Giuliano
14	DELEPINE Thomas	9	10	VALMORI Romain
19	FERNANDO Leandre	8	22	CHAUSSY Thimothe
18	COMBES Nicolas	7	41	DAUMARD Dimitri
16	TUTIN Philippe	6	78	COLLIGNON Guy
20	HANEQUAND Jeremy	5	38	NORDET Richard
36	BANDRABUR Anthony	4	8	MARKIEWICZ Nicolas
40	GENDRY Vincent	3	34	LANGLOIS Maximilien
1	HIPP Morgan	2	12	ANCHER Brian
2	VENET Francois Xavier	1	3	DEMARQUE Jérémy

POLE POSITION



Départ : 26/04 - 09:05 6 Tours = 0,000 Km

CHP-IDF-3 25/04 - 10/05/2015

crk-idf